

It's a







big

thing

by
Ted
Dewan



1. Colour ears and Bing Bunnies.
2. Cut white area away from ears and headband.
3. Cut slit in middle of headband to make opening for head.
4. Ripped your ears? It's no big thing. Just fix with tape or start again!



FOLD
BACK
HERE



CUT SLIT ALONG THIS LINE TO FIT HEAD



PUSH THIS LOWER HALF OF HEADBAND
BACK TO FIT BEHIND HEAD

FOLD
BACK
HERE

